

SCORPIUS N4402

NORDIC LIGHTS® Scorpius N4402 work light offers outstanding illumination with an operational lumens output of 4200 lm. It has an improved light output to power consumption ratio within same dimensions compared to its predecessor. This LED work light has a long lifetime and high operational safety with minimum maintenance. The Scorpius N4402 is suitable for harsh conditions and a wide range of applications.



Not all products are available in all markets. During continuous improvement specifications and design are changing. All values are nominal values. Illustrations do not necessarily show the design of every version and some features are version specific. The lumens output varies depending on lens colour.

TECHNICAL DATA

Theoretical Lumens Output	6700 lm	Vibration	15.3Grms 24-2000Hz
Operational Lumens Output	4200 lm	Lens	PC / Glass
Colour Temperature	5700 K	Body / Housing	Aluminum
Nominal Voltage DC	12 - 24 V	Weight	1.1 kg
Input Voltage DC	9 - 32 V	IP Rating	IP68, IP6K9K, SAE J1455
Power Consumption	41 W	Salt Spray Test	ISO 9227 240H
Nominal Current at	24V=1.65A, 12V=3.2A	EMC	CISPR 25 Class 5, ISO 13766, ISO 14982, ISO 7637-2
Connector	Built-in Deutsch DT-2 (2-pin)	Operating Temperatures	-40°C... +85°C (Overheat protected)
Mount	Single Bolt M10	Part Numbers	Flood: 984-151, Wide Flood: 984-145, Low Beam: 984-152, High Beam: 984-153
Shock	60G		

CONNECTORS



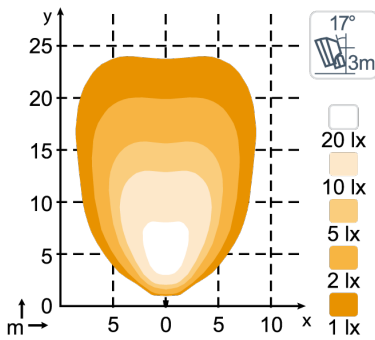
Built-in Deutsch DT-2 (2-pin)

KEY FEATURES

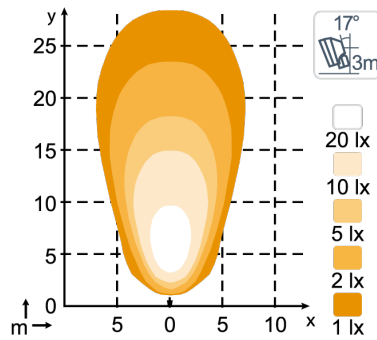
- Vibration and shock resistant
- 24V-only version available
- For harsh conditions

LIGHT PATTERNS

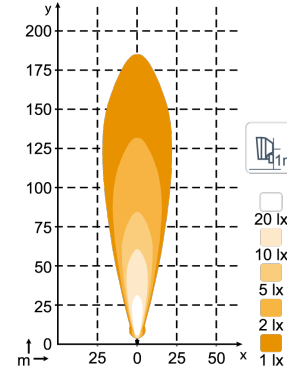
**N4401 QD, N4402 4200lm
Wide Flood**



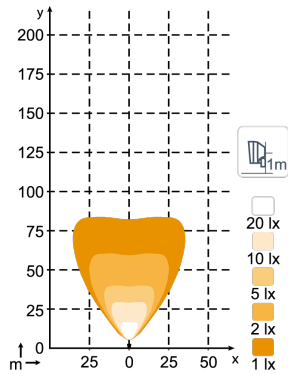
**N4401 QD, N4402 4200lm
Flood**



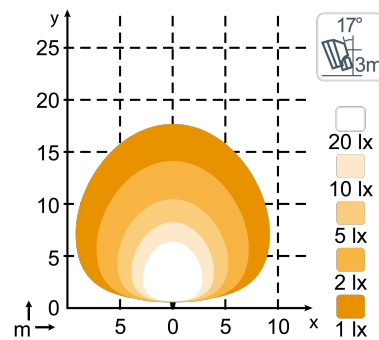
**N4401 QD, N4402 4200lm
High Beam**



**N4401 QD, N4402 4200lm
Low Beam**



**N4401 QD, N4402 3360lm
Diffused**



DRAWINGS

